

BEST SELLER



Durability | Service | Innovation

Proudly Made in America Since 1887

800.543.7417

www.witt.com

sales@witt.com

Welcome

Witt Industries is proud to present to you, customized product offerings based on industry segment in the form of this catalog. For a full listing of our entire collection of products, please visit our website.

The icons below will be used throughout the catalog to help identify products for your ease of use. Witt has a proud history of more than 125 years in the waste and recycling receptacle industry, with indoor and outdoor receptacles and other accessories available as well. For questions, concerns or to place an order, please contact Witt Industries at [800-543-7417](tel:800-543-7417), on the web at www.witt.com or via email at sales@witt.com.

Legend

ADA

This product conforms to the Americans with Disabilities Act reach requirements within the accessibility guidelines outlined in Section 4.2 : Space Allowance and Reach Ranges.



Non-Cancelable Non-Returnable

This product is not eligible to be canceled or returned once an order is received by Witt. There will be no exceptions to this policy.



OSHA

This icon indicates a products is OSHA compliant with standard number 1910.141 for waste disposal containers.



Quickship

This product is part of our Quickship Program. Order between 1-20 of these items by noon and the product will be shipped within 48 hours.



New Product

This icon indicates this is a new product in our catalog.



Table of Contents

01.....	Dome Top Standard
02.....	Push Top Standard
03.....	Half Round Series
04.....	Office/Medical Industrial Step-on
05.....	Galvanized Metal Series
06.....	Aluminum Series Standard
06.....	Aluminum Recycling
07.....	GeoCube Recycling
08.....	Witt Stadium Series [®] Standard
09.....	Witt Stadium Series [®] Logo
10.....	Witt Stadium Series [®] Message Center
11.....	Witt Stadium Series [®] Recycling
12.....	Witt Stadium Series [®] Logo Information
13.....	Witt Stadium Series [®] Color Options
14.....	Oakley Standard
14.....	Oakley Square
15.....	Oakley Benches
16.....	EXP Standard
16.....	Smokers Mirage
17.....	EXP Accessories
18.....	The Celestial
18.....	Aluminum Series Standard
19.....	The Rookwood
19.....	The Lookout





Dome Top Standard

A timeless classic waste receptacle that can fit any environment.

- Rolled under stainless steel bottom offers superior floor protection
 - Offers touchless, sanitary waste disposal
 - All models feature galvanized steel liners
 - Available in a wide variety of colors and finishes
 - Available with 12, 15 and 20 gallon capacity
- * 412DTBK and 420DTBK only available in black



415DTBK

415DTAL

415DTWH

415DTSVN

415DTBL

415DTGN

Item #	Description	Capacity	Dimensions	Weight	Colors
412DTBK	Open top w/ galvanized liner	12 Gal	15" x 29"	20 lb	Silver Vein Black Almond White Blue Green
415DT	Open top w/ galvanized liner	15 Gal	15" x 35"	21 lb	
420DTBK	Open top w/ galvanized liner	20 Gal	18" x 34"	35 lb	



Push Top Standard

Witt's best-selling Push Top Receptacle provides the ultimate high traffic and heavy use performance experience.

- Self-closing door that effectively controls odor
- Made from USA-sourced pre-galvanized steel for sustainability and maximum performance
- All models feature galvanized steel liners
- Stainless steel bottom band provides extra floor protection

* 12DTWH only available in white



ADA



15DTAL



15DTBK



15DTBL



15DTSGN



15DTSVN


Item #	Description	Capacity	Dimensions	Weight	Colors
12DT	Push top w/galvanized liner	12 Gal	15 x 29"	20 lb	Silver Vein Black Almond White Blue Green
15DT	Push top w/ galvanized liner	15 Gal	15" x 35"	22 lb	



Half Round Series

A designer-focused family of receptacles to outfit your entire facility.

- Comes standard with a flat back for tight, space-constrained areas
- An array of finishes including contemporary stainless steel and powder coat
- Crafted with durable, fire-safe steel
- Includes reusable, recyclable plastic liner for maximum efficiency and durability



9HR-SS



9HR-TP



Item #	Description	Capacity	Dimensions	Weight	Colors
9HR	Half-Round wall receptacle	9 Gal	18" x 8.5" x 32"	17 lb	 Black Taupe Stainless Steel



Office/Medical Industrial Step-on Receptacle

Provides ultimate sanitary disposal of bio-hazard materials for healthcare or extended care facilities.

- Features hands-free, safe operation for germ/contamination control
- Compliant with the OSHA Standard for Bloodborne Pathogens
- Step-On receptacles are fire-safe and come complete with a galvanized steel liner
- Comes in two sizes and three color options

* 2270 only available in white



2240WH



2240RD



2240SS



2270WH

Item #	Description	Capacity	Dimensions	Weight	Colors
2240	Step-on receptacle w/ plastic liner	4 Gal	11" x 16"	9 lb	<input type="radio"/> White <input checked="" type="radio"/> Red <input checked="" type="radio"/> Stainless Steel
2270	Step-on receptacle w/ plastic liner	7 Gal	11" x 21"	11 lb	




Galvanized Metal Receptacle

A smart choice for industrial and manufacturing facility parks, and outdoor residents.

- Stands up to the weather conditions in any environment
- Carefully manufactured from prime, heavy gauge USA-sourced galvanized steel
- Features deep body corrugation for superior strength and durability
- Recessed can bottom design limits floor contact for floor protection
- Corrugated, galvanized lids fit securely
- Heavy duty cans and lids meet government specifications
- Optional galvanized dome lid available for 32 gallon receptacle
- Available in light and heavy duty construction
- Made in the USA



Item #	Description	Capacity	Dimensions	Weight	Colors
10GPC	27 gauge light duty can	10 Gal	16" x 17.25"	6 lb	 Galvanized
WCD20C	27 gauge light duty can	20 Gal	17.5" x 23"	7.5 lb	
WCD24C	27 gauge light duty can	24 Gal	19.5" x 23.5"	9.5 lb	
WCD32C	27 gauge light duty can	32 Gal	21.25" x 26.5"	9.5 lb	
WHD24C	23 gauge heavy duty can	24 Gal	19.5" x 23.5"	14.5 lb	
WHD32C	23 gauge heavy duty can	32 Gal	21.25" x 26.25"	18 lb	
10GPL	27 gauge light duty lid	n/a	16" x 3"	1.25 lb	
WCD20L	27 gauge light duty lid	n/a	18" x 5"	2 lb	
WCD24L	27 gauge light duty lid	n/a	20" x 5"	2 lb	
WCD32L	27 gauge light duty lid	n/a	21.5" x 5"	2.5 lb	
WHD24L	23 gauge heavy duty lid	n/a	20" x 5"	3 lb	
WHD32L	23 gauge heavy duty lid	n/a	21.5" x 4"	3.1 lb	
3434G	Galvanized dome top fits 32 Gal receptacles	n/a	ID = 21.25	11 lb	



Aluminum Series Standard

Adds an upscale and modern look to your facility.

- Made with heavy gauge aluminum
- Corrosion-resistant and fire safe
- Silver vein has a speckled finish that is highly scratch resistant
- Satin finish is free from blemishes and spinning lines
- Reinforced two piece design creates an overlap area that prevents lid failure
- The two-piece design eliminates the visibility of plastic liners
- Comes standard with rigid plastic liner
- Openings measure 8.25" for AL18's and 9" for AL35's



AL35-CLR



AL35-SVN



ADA



(AL35-CLR Only)

Aluminum Recycling

An elegant solution for your indoor recycling needs.

- Designed of heavy gauge aluminum, which is both corrosion resistant and fire-safe
- Available in satin clear coat finish that is free from blemishes and spinning lines
- Reinforced two piece design creates an overlap area that prevents lid failure
- Two piece design creates an overlap area and eliminates the visibility of plastic liners
- Comes standard with rigid plastic liner



AL18-CLR-R



AL35-CLR-R



ADA

Item #	Description	Capacity	Dimensions	Weight	Colors
AL18	Aluminum receptacle w/ plastic liner	24 Gal	15" x 30.5"	23 lb	Silver Vein Clear Coat
AL18-CLR-R	Aluminum recycling receptacle w/ plastic liner	24 Gal	15" x 30.5"	23 lb	
AL35	Aluminum receptacle w/ plastic liner	35 Gal	18" x 32"	35 lb	
AL35-CLR-R	Aluminum recycling receptacle w/ plastic liner	35 Gal	18" x 32"	35 lb	
AL55-CLR	Aluminum receptacle w/ plastic liner	55 Gal	24" x 35"	66 lb	
AL55-CLR-R	Aluminum recycling receptacle w/ plastic liner	55 Gal	24" x 35"	66 lb	



GeoCube Recycling

Witt's best-selling, industry leading recycling system, the GeoCube Recycling Series, is perfect for separating waste and recyclables in public areas and encouraging environmentally responsible waste disposal.


- Space efficient receptacles for recycling
- Mix and match GeoCubes for unique combinations
- Compact and fire-safe steel construction
- Each lid comes with one of the following decals:

- 01: "Cans" and "Bottles"
- 02: "Paper" and "Recycle"
- 03: "Waste" and "Recycle"
- 04: "Recycle" (two each)

*optional "Plastic" and "Glass" available upon request




Lid Options




01 - round opening



02 - slot opening



03 - waste opening



04 - combo opening

Item #	Description	Capacity	Dimensions	Weight	Lids	Colors
24GC	GeoCube Recycling Unit	24 Gal	15" x 15" x 24"	24 lb	01, 02, 03, 04	
28GC	GeoCube Recycling Unit	28 Gal	15" x 15" x 28"	27 lb	01, 02, 03, 04	
32GC	GeoCube Recycling Unit	32 Gal	15" x 15" x 32"	31 lb	01, 02, 03, 04	
36GC	GeoCube Recycling Unit	36 Gal	15" x 15" x 36"	34 lb	01, 02, 03, 04	



Witt Stadium Series® Standard

Sleek, stylish and durable receptacles for use at stadiums, ball parks, arenas, and parking lots.

- Available in 10, 20, 35, and 55 gallon sizes
- Durable TGIC powder-coated paint finish for indoor or outdoor use
- Also available in stainless steel
- Leveling feet, anchor kit, and lid cable provided at no extra cost
- Standard protective coated base included for SC55 and SC35 (Optional for SC20)
- Ability to match your colors for a truly custom product
- Also available in stainless steel finish
- New flat top "Snap-On Lid" for 55 gallon receptacles stays put in windy conditions



SC20

SC35

SC55



Dolly

Item #	Description	Capacity	Dimensions	Weight	Lids	Colors
SC20-01	Standard Unit w/ plastic liner	20 Gal	15.5" x 31.5"	26 lb	FT	See colors on page 13 or Custom Colors Available
SC35-01	Standard Unit w/ plastic liner	35 Gal	20.5" x 37"	45 lb	FT,HT, DT	
SC55-01	Standard Unit w/ plastic liner	55 Gal	23.5" x 40"	86 lb	FT,HT,DT	
DD-35	Painted four wheel can dolly w/ locking casters	N/A	ID=18"	15 lb	N/A	
DD-55	Painted four wheel can dolly w/ locking casters	N/A	ID=18"	17 lb	N/A	





Witt Stadium Series® Logo

The perfect choice for athletic or entertainment venues. These heavy-duty receptacles are made to withstand high traffic venues and provide consistent and appealing style for years to come.

- Customizable with your team, company, venue or school logo laser cut into the receptacle
- Ability to match your colors for a truly custom product
- Durable TGIC powder-coat paint finish is applied to the USA sourced 100% galvanized steel, making it appropriate for indoor or outdoor use
- Leveling feet, anchor kit, and lid cable provided at no extra cost
- Standard protective coated base included for SC55 and SC35 (Optional for SC20)
- Durable plastic liner included
- High contrast logo colorization available
- Digital product preview available
- Ability to laser up to three logos on the 35 and 55 gallon units
- New flat top "Snap-On Lid" for 55 gallon receptacles stays put in windy conditions



SC55-02

Item #	Description	Capacity	Dimensions	Weight	Lids	Colors
SC20-02	Custom logo unit w/ plastic liner	20 Gal	15.5" x 31.5"	26 lb	FT	See colors on page 13 or Custom Colors Available
SC35-02	Custom logo unit w/ plastic liner	35 Gal	20.5" x 37"	45 lb	FT, HT, DT	
SC55-02	Custom logo unit w/ plastic liner	55 Gal	23.5" x 40"	86 lb	FT, HT, DT	



Witt Stadium Series® Message Center



The first high-quality waste receptacle to combine looks, durability and functionality with the opportunity to generate advertising revenue.

- Customizable with your team, company, venue or school logo laser cut into the receptacle
- Display advertisements or custom messages in the easy-to-change panels
- Durable TGIC powder-coated paint finish for both indoors and outdoors
- Leveling feet, anchor kit, durable plastic liner, and lid cable provided at no extra cost
- Standard protective coated base included for SC55 and SC35 (Optional for SC20)
- Ability to match your colors for a truly custom product; high contrast logo coloring available
- New flat top “Snap-On Lid” for 55 gallon receptacles stays put in windy conditions



SC35-03-FT



Item #	Description	Capacity	Dimensions	Weight	Lids	Colors
SC35-03	Custom logo unit w/ 12" x 12" ad openings, plastic liner	35 Gal	20.5" x 37"	45 lb	FT, HT, DT	See colors on page 13 or Custom Colors Available
SC55-03	Custom logo unit w/ 16" x 8" ad openings, plastic liner	55 Gal	23.5" x 40"	86 lb	FT, HT, DT	





Witt Stadium Series® Recycling

Offers the timeless elegance and durability of a perforated steel receptacle with the chasing arrows recycling symbol to promote sustainability.



- Leveling feet, anchor kit, and lid attachment kit provided at no extra cost on 35 and 55 gallon receptacles
- All models can be customized with your logo for an additional cost
- Optional split half-moon liners for dual stream recycling capabilities on SC55 units
- SC55 is available with full 55 gallon liner
- SC20 available with full 20 gallon liner
- SC35 available with full 35 gallon liner
- All models ship standard with recycle logo
- SC35 and SC55 lid decal options include: aluminum, cans only, glass only, plastic, newspaper, bottles and cans, paper only and bottles only
- SC35 and SC55 lid options include: flat or hood top with 4 ½" round opening or 2" x 7" slot opening. Opening configurations include: opening/opening, opening/slot, or slot/slot
- SC20 lid options include: flat top lid with either 4 ½" round opening or 2" x 7" slot opening
- Protective coated base and laser cut chasing arrow recycle symbol are standard on 35 and 55 gallon receptacles
- 20 gallon receptacle includes chasing arrow and recycle decal
- The receptacles come standard in recycle blue with white recycle logo and can also be customized to your unique color scheme
- New flat top "Snap-On Lid" for 55 gallon receptacles stays put in windy conditions



SC55-02R

SC35-02R

SC20-01-RC

Item #	Description	Capacity	Dimensions	Weight	Colors
SC20-01-RC	Recycle Unit w/ plastic liner, round openings	20 Gal	15.5" x 31.5"	26 lb	 Blue  Green
SC20-01-RP	Recycle Unit w/ plastic liner, slot openings	20 Gal	15.5" x 31.5"	26 lb	
SC35-02R	Recycle Unit w/ plastic liner	35 Gal	20.5" x 37"	45 lb	
SC55-02R	Recycle Unit w/ plastic liner	55 Gal	23.5" x 40"	86 lb	



Logo Customization Process



- 1.** Send your electronically formatted logo with a completed order form to Witt
- 2.** From your logo, we create a computer generated graphic that can be laser cut into our receptacles
- 3.** Sign and return the art approval form with the attached artwork that we send to you
- 4.** The order is entered
- 5.** Your custom logo receptacle is created



Outdoor & Stadium Color Options



Safety Yellow



Ultra Orange



Tech White



Red Baron



Deep Red




Burgundy



Cream




Brass Gold



Brown(BN)



Equipment Green



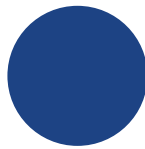
Evergreen(GN)



Moss Green




Purple



Blue Streak II(BL)




Post Office Blue



Silver



Stone Gray



Bumper Black(BK)

SP = Special colors that require longer lead times.

Color may appear differently than what is actually used in the manufacturing of our products due to printing restrictions.



Oakley Standard

Basic slatted receptacles are a staple for any outdoor setting.

- Durable, long-lasting flat bar steel construction is a deterrent for graffiti
- Metal band at the top adds strength
- Available with five lid options: flat top, dome top, rain cap, swing top, and ash urn.
- Durable plastic liner is included with each unit
- Lid attachment kit and an anchor kit are supplied with all units at no extra charge
- Comes standard with built-in leveling feet



M2401-FT-BN

M3601-FT-BK



Oakley Square

Enhance your property with the beauty of the Oakley Square receptacle.

- Durable, long-lasting flat bar steel construction is a deterrent for graffiti
- Metal band at the top adds strength
- Durable plastic liner is included with each unit
- Lid attachment kit and an anchor kit are supplied with all units at no extra charge
- Comes standard with build-in leveling feet

Item #	Description	Capacity	Dimensions	Weight	Lids	Colors
M2401	Receptacle w/ plastic liner	24 Gal	23" x 35"	57 lb	FT, DT, RC, AT	● Green ● Brown
M3601	Receptacle w/ plastic liner	36 Gal	28" x 36"	95 lb	FT, DT, RC, AT, SWT	● Black ● Silver
M5001	Receptacle w/ plastic liner	50 Gal	28" x 36"	100 lb	FT, DT, RC, AT, SWT	● Textured Black
M3601-SQ-FT	Square receptacle w/ plastic liner	36 Gal	28" x 28" x 32.75"	130 lb.	FT	● Textured Black



Oakley Benches

The Oakley Collection of benches are great for municipalities, parks, universities, apartments, office complexes and city streets.

- Durable, long-lasting flat bar steel construction is a deterrent for graffiti
- Anchor kit is supplied with all units at no extra charge
- Durable TGIC powder-coated paint finish
- Available in 4, 5, or 6 foot length
- Center arm option available in 6 foot length to deter loitering
- Made in the USA



M5-BCH in Black



M4-BCH in Green



M6-BCH-ARM in Brown



Item #	Description	Dimensions	Weight	Colors
M4-BCH	Slatted metal bench	48" x 24" x 34"	77 lb	Black Silver Green Brown Textured Black
M5-BCH	Slatted metal bench	60" x 24" x 34"	96 lb	
M6-BCH	Slatted metal bench	72" x 24" x 34"	115 lb	



EXP Standard

Expanded Metal Basket Receptacle is perfect for outside stadiums and arenas, as well as parking lots and garages.

- Hot dipped galvanized or powder coat finish for maximum wear resistance
- Added vertical ribs for reinforcement
- See through mesh is great for added safety in public areas
- Lid options include: dome top, flat top, rain cap, swing top and ash top
- Optional 36 gallon liner available



Quickship

(Black & Galvanized Only)



Item #	Description	Capacity	Dimensions	Weight	Colors
EXP-52	Expanded metal outdoor container	48 Gal	23" x 33"	29 lb	<div style="display: flex; flex-wrap: wrap; gap: 10px;"> <div style="display: flex; align-items: center;">● Green</div> <div style="display: flex; align-items: center;">● Red</div> <div style="display: flex; align-items: center;">● Black</div> <div style="display: flex; align-items: center;">● Blue</div> <div style="display: flex; align-items: center;"> Galvanized</div> </div>
EXP-52NPBL	Expanded metal outdoor container w/ name plate, blue	48 Gal	23.75" x 33"	30 lb	



Smoker's Mirage

Our best-selling Smoker's Mirage continues to be a product of choice for neatly containing those ash and cigarette butt by-products in an easy-to-service design. Perfect for casinos, office entrances, restaurants, campuses, and apartment complexes.

- Designed for indoor or outdoor use
- Constructed of heavy gauge steel
- Large 4.5 gallon capacity removable steel container conceals more than 4,000 disposed cigarette butts for maximum capacity and minimal maintenance servicing

Item #	Description	Capacity	Dimensions	Weight	Colors
MSK	Smoker's Mirage	4.5 Gal.	16" x 39"	18 lb	<div style="display: flex; gap: 10px;"> <div style="display: flex; align-items: center;">● Black</div> <div style="display: flex; align-items: center;">● Hammered Charcoal</div> </div>



Witt offers numerous accessory options to complement your EXP Collection receptacle



Dome Top Lid



Swing Top Lid



Flat Top Lid



Flat Top Lid



Ash Top Lid



Rain Cap Lid



Flat Top Lid



Recycle Flat Top Lid



EXP Dome Top Lid



SMB Liner



Lid Attachment Kit

Item #	Description	Dimensions	Weight	Colors
5555	Painted or galvanized dome top lid	ID = 23.75"	11 lb	BK, GN, DB, RD, G
EXP-DTLID	EXP plastic dome top lid	ID = 23.75"	7 lb	BK
SWT55	Painted swing top lid	ID = 23.75"	11 lb	BL, BK, GN
FT256G	Galvanized flat top lid	ID = 23.75"	7.5 lb	G
FT255P	Painted flat top lid	ID = 23.75"	6 lb	GN
M3601-ATL	Ash urn lid	ID = 23.75"	7 lb	BK, GN
M3601-RCL	Rain cap lid	ID = 23.75"	7 lb	BK, GN
M3601-FTL	Flat top lid	ID = 23.75"	5 lb	BK, GN
M3601-FTL2H-RCL	Recycling flat top lid	ID = 23.75"	5 lb	BL
LIDKIT	Lid retainer kit for outdoor units	N / A	N / A	N / A
SMB36L	36 gallon SMB liner, black	20.25" x 30"	10 lb	BK





The Celestial

Designed for hospitality and hotel venues, suites in arenas and stadiums, class A office parks, as well as anywhere where high-end style and functionality are required.

- 25 Gallon Capacity
- Brushed stainless steel or powder coated receptacle with perforated holes
- Bag retainer bands included
- Standard with hinged lid
- Optional 21 gallon liner available

Item #	Description	Capacity	Dimensions	Weight	Colors
CL25-SS	Stainless receptacle with perforated holes	25 Gal	15.5" x 15.5" x 30.5"	27 lb	<input type="radio"/> Stainless Steel <input type="radio"/> Black
CL25-BK	Receptacle with perforated holes	25 Gal	15.5" x 15.5" x 30.5"	27 lb	



Aluminum Series Standard

New 55 gallon capacity will hold more in any facility that needs a modern and upscale look.

- 55 Gallon capacity
- Made with heavy gauge aluminum
- Corrosion-resistant and fire safe
- Satin finish is free from blemishes and spinning lines
- Reinforced two piece design creates an overlap area that prevents lid failure
- The two-piece design eliminates the visibility of plastic liners
- Comes standard with rigid plastic liner
- Opening measure 12" diameter



Item #	Description	Capacity	Dimensions	Weight	Colors
AL55-CLR	Aluminum receptacle w/ plastic liner	55 Gal	24" x 35"	66 lb	<input type="radio"/> Clear Coat





The Rookwood

Perfect for entrances to grocery stores and C-stores, shopping malls, convention centers and arenas. This receptacle is great anywhere durability and functionality is needed.

- 32 Gallon capacity
- Receptacle comes complete, no assembly required
- Outdoor Receptacle with metal frame and aggregate panels
- Four sided trash opening
- Hinged lid for ease of servicing
- Includes galvanized liner
- Lockable Lid
- Leveling feet included



Item #	Description	Capacity	Dimensions	Weight	Colors
RW32AP-BN	Aggregate receptacle	32 Gal	16" x 39"	77 lb	● Brown



The Lookout

Designed with safety and security in mind. Perfect for government buildings, transportation areas like airports and train stations, as well as any high traffic areas, stadiums, arenas, or anywhere where security is paramount.


- 55 Gallon capacity
- Clear panels
- Ability to anchor
- Drain holes
- Heavy-duty steel construction
- Retainer band to secure bag liner
- Protective coated base
- Made in the USA



Item #	Description	Capacity	Dimensions	Weight	Colors
SEC55P-BB-FT	Clear paneled receptacle	55 Gal	16" x 39"		● Black



This Witt catalog was provided by:



4600 N. Mason-Montgomery Rd. • Mason, OH 45040
1.800.543.7417 • Fax: 877.891.8200 • sales@witt.com

www.witt.com

